

The 45 and Up Study Update

Associate Professor Emily Banks

In collaboration with



The 6th Annual Collaborators' Meeting

The 45 and Up Study

Study update

In collaboration with



This presentation

- Brief background
- Update on Study progress
 - Operations
 - Research
- Priorities going forward

Background

- Large scale, long-term cohort study
- 260,000 NSW men and women aged 45 and over
- Self-reported information plus consent for data linkage
- Opportunities for sub-studies
- Potential for providing biological samples in the future
- Collaboration of over 120 researchers
- Accessible resource for policy and practice relevant research

Governance and policies


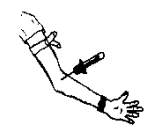
- Consolidated core infrastructure
- Established staffing
- In-house helpline
- Data management
- One website for all Study information www.45andUp.org.au
- Review
 - governance
 - data access policies
 - charging policy

Recruitment and data

- Recruitment completed end November 2008
- ~265,000 participants: data entry complete, final consent checking
- CD-Rom of de-identified baseline questionnaire data from the first 100,000 individuals recruited to the Study
- The first 100,000 participants included in the Master Linkage Key for the NSW CHeReL
- Linked PBS and MBS data on the first 100,000 members of the cohort: restricted use
- E-Newsletter to 95,000 participants
- Moving from recruitment to using data for research and sub-studies



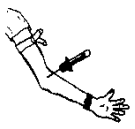
recruitment



follow-up





follow-up



resurvey of selected individuals

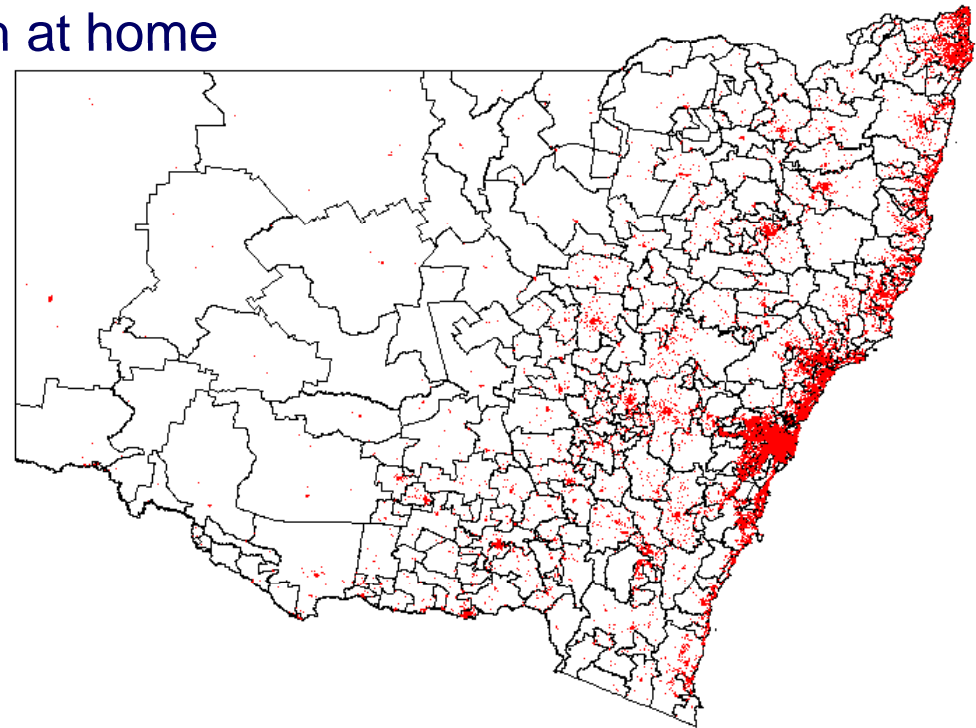
NESTED STUDIES



Timeline	Data available	Potential studies and analyses
Year 1	Baseline questionnaire	Cross-sectional: categorical and continuous outcomes, correlational
	Linked data (retrospective and prospective)	Cohort: exposure-outcome analyses, health services use Longitudinal analyses Survival analyses: studies of disease progression Spatial analyses
	Sub-studies	Detailed cross-sectional, cohort, nested case-control, longitudinal, detailed disease-specific analyses
	Biological samples Detailed individual measures (e.g. physical, psychometric)	Molecular epidemiology Studies of joint effects In-depth studies based on detailed measures
Year 5	Repeat questionnaires	Long term longitudinal Cohort analyses

Participant profile

- 48% male, 52% female
- 44% urban, 56% rural
- 10% aged 80 or over
- 0.8% Aboriginal or Torres Strait Islander
- 9% language other than English at home
- 35% less than HSC education, 22% tertiary educated

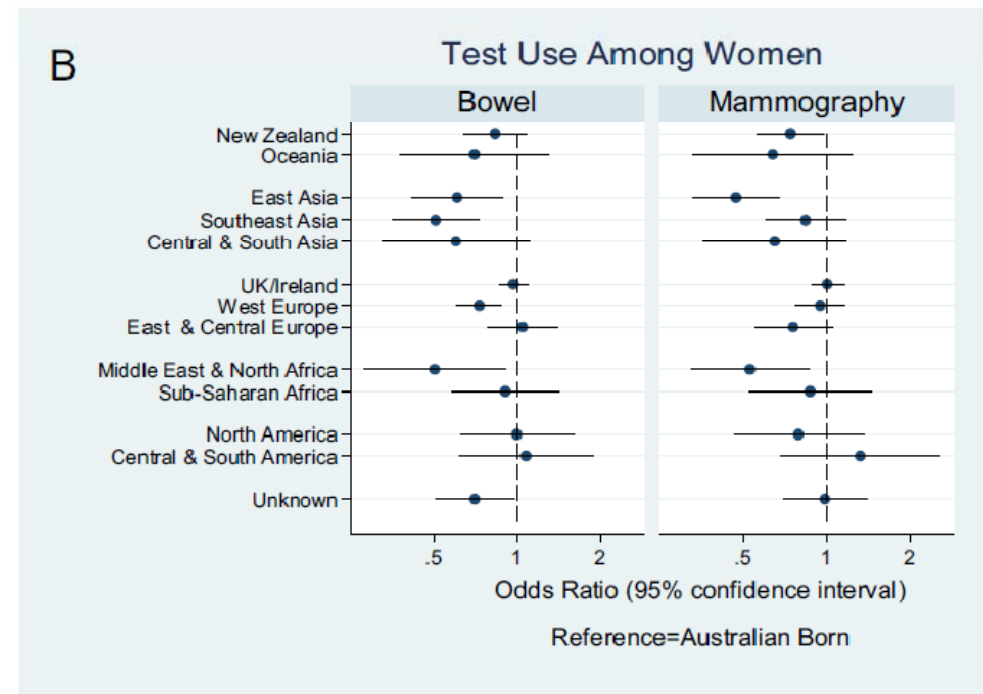
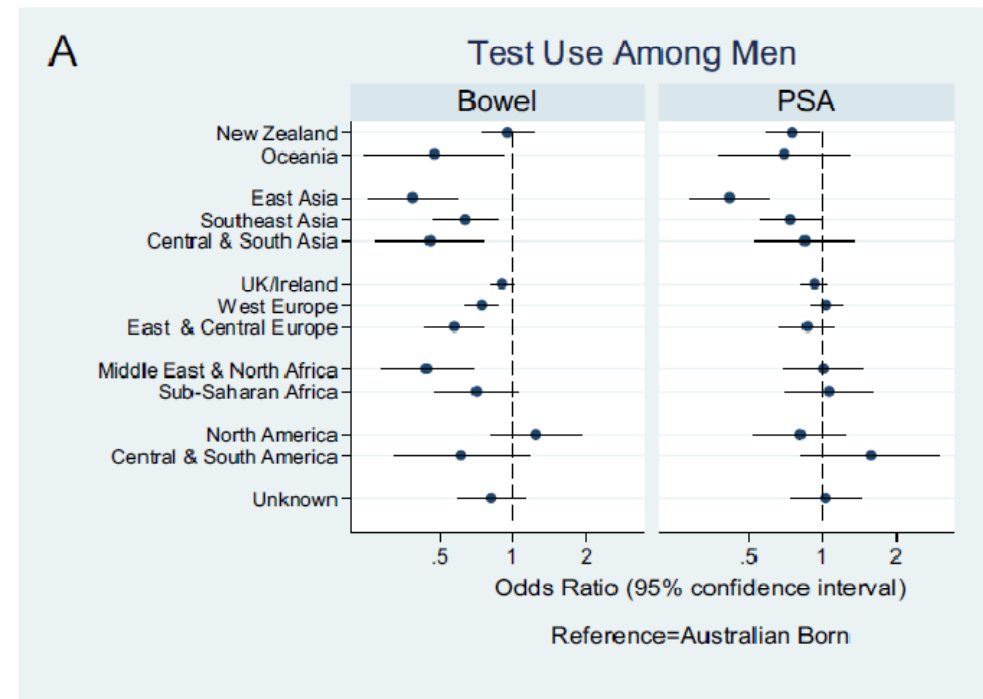


Publications in the last year

- Cancer screening in migrants
- Private health insurance
- Retirement due to ill health (accepted)
- Obesity and sleep duration (accepted)

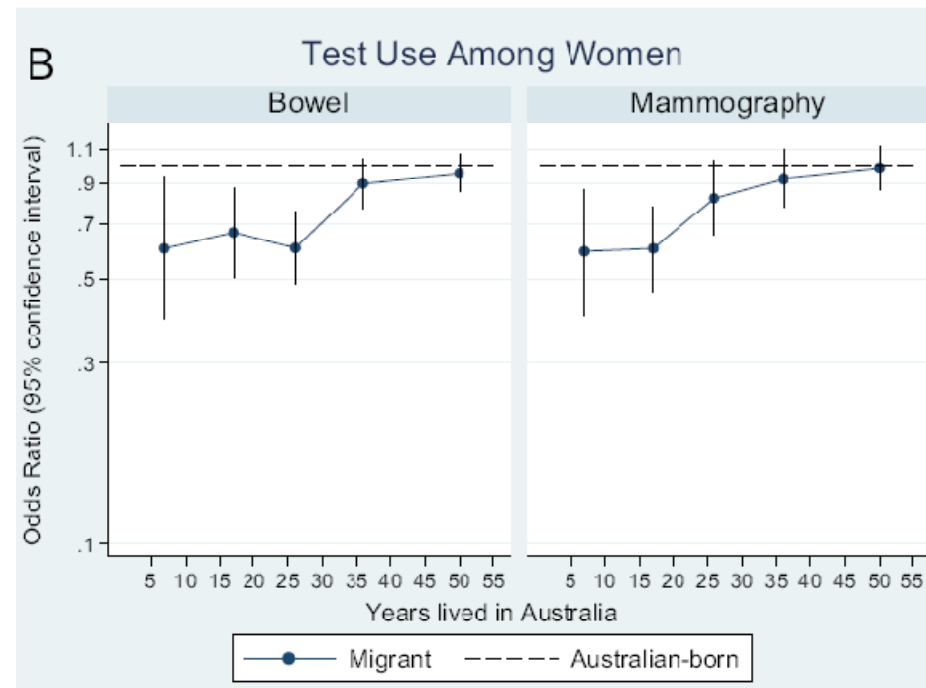
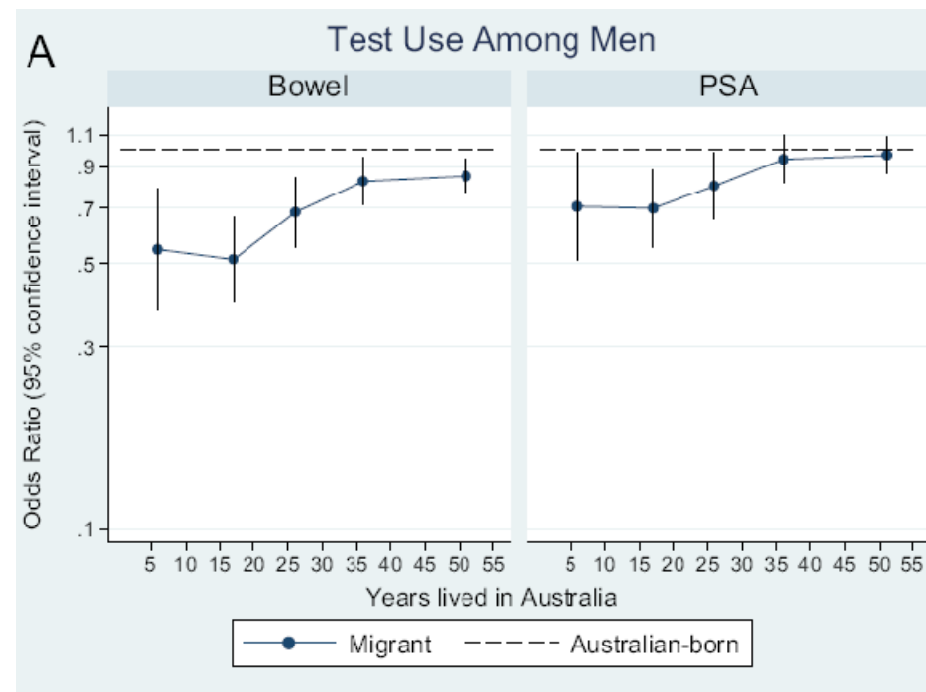
Odds ratios for cancer testing among migrants compared to Australia born participants

- 31,410 participants aged 50+
- In previous 5y:
 - 35% women bowel test
 - 39% men bowel test
 - 57% men PSA test
- In previous 2y
 - 72% screening mammogram
- Screening rates generally lower among migrants from Asia and continental Europe



Odds ratios for cancer testing among migrants compared to Australia born participants

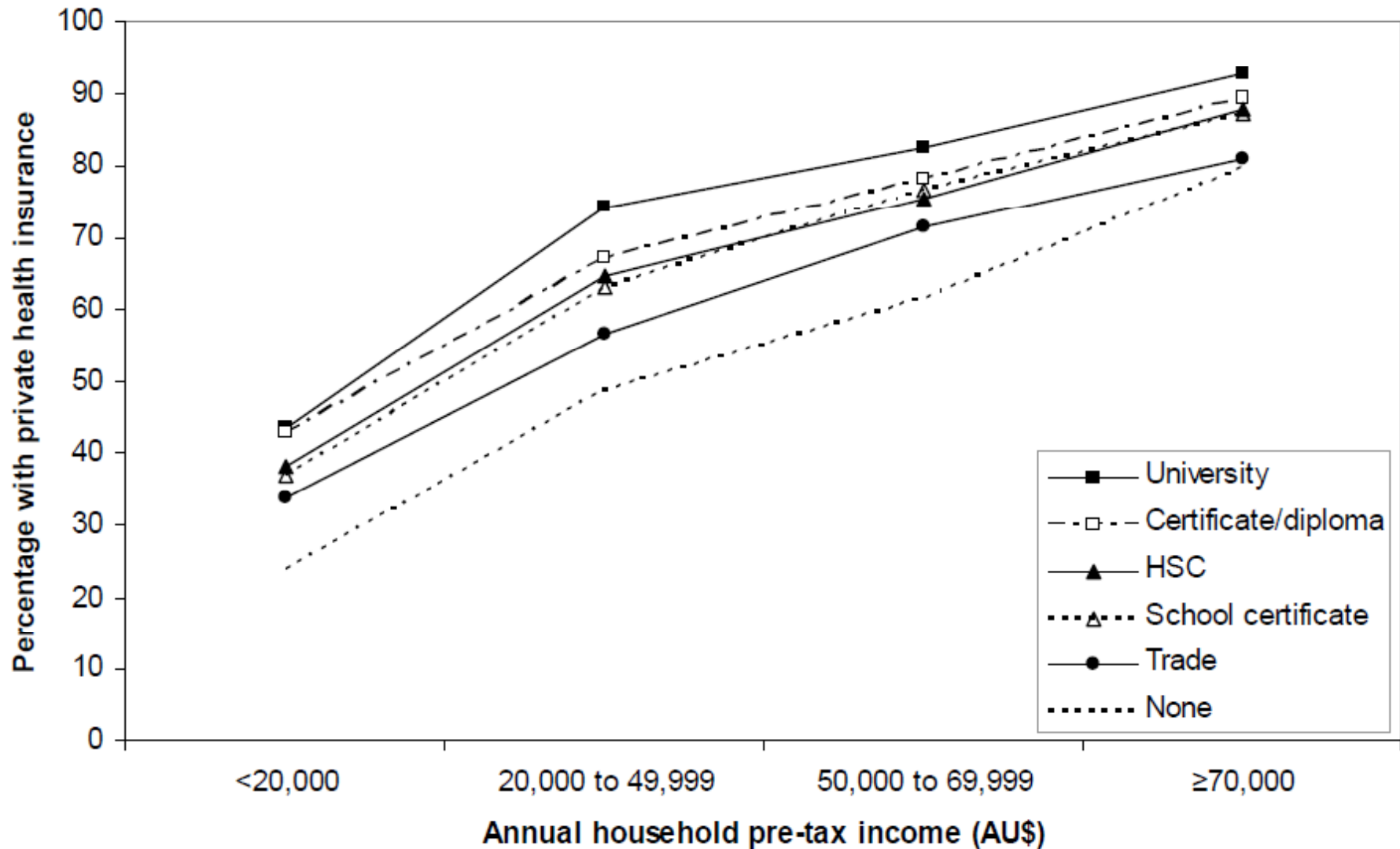
- screening rates gradually approach Australian-born rates
- 35-40 years after migration



Private health insurance

- 97,839 participants
- RR of holding private health insurance
- Demographic, lifestyle and health factors
- 65% hold private health insurance

Private health insurance



Private health insurance

- Private health insurance more common:
 - not having health care concession card
 - non-smoker
 - higher physical activity, fruit and vegetable consumption
 - better self-rated health
- Private health insurance holders more likely to report
 - prostate, breast, skin cancer
 - hip and knee replacement
- Less likely to report
 - diabetes, stroke

Linked data

- Part of the Master Linkage Key for the Centre for Health Record Linkage (CHeReL), including:
 - NSW Admitted Patients Data Collection
 - NSW Central Cancer Registry
 - NSW Deaths
 - Agreement to link to:
 - Medical Benefits Scheme (+ veterans)
 - Pharmaceutical Benefits Scheme (+ veterans)
- + wide range of more specialised linkages

Linked data

- CHeReL data from the first 103,057 participants, mid 2000-mid 2007:
 - 270,422 hospitalisations (375 separations/1000 person-years)
 - 716 deaths
 - 10,595 cancer registrations
 - 2730 births

Total projected incident hospital separations in the 45 and Up Study

	2008	2009	2010	2011
Person-years*	121,000	349,000	599,000	849,000
Hospital separations	32,000	92,000	156,000	225,000

*incorporating 6 month delay in availability of linked data after end of each financial year

Linked data

- Projects underway
 - validation
 - Home and Community Care
 - obesity and hospitalisation
 - joint replacement
- Grant applications

Sub-studies

- Within the overall framework of the 45 and Up Study to provide more detail on particular exposures and outcomes
- The SEEF project (NHMRC grant, \$1.8 million):
 - Gathering additional information on social, economic and environmental factors in first 100,000 45 and Up participants
 - Test-retest pilot completed
 - Mailouts in late 2009 and early 2010
 - Early projects on:
 - spatial mapping, physical activity, walkability, obesity
 - seasonality
 - carer status and employment
 - social support and mental health

Sub-studies

- NSW Skin Health Study (Sitas, Armstrong, et al.)
 - infection, lifestyle factors and non-melanoma skin cancer
 - 3180 cases SCC, BCC and controls
- Retirement transition: a longitudinal P-E fit approach within a “life expectancy” time framework (Hesketh, Griffen, et al.)
 - detailed examination of retirement transition
- Housing and independent living (Byles, Redman et al.)
 - examination of home and neighbourhood
 - consideration of “supportive” environments
- Web-based intervention depression and cardiovascular disease (Hickie, Naismith et al.)
 - on-line intervention study for 5,000 individuals with cardiovascular disease and psychological distress

Biospecimens

- Randomised pilot study
 - Wagga Wagga
 - Parramatta
- Investigating effect of
 - type of clinic
 - fasting vs not fasting
 - distance from clinic
 - reminder
- 2,300 invited
- completion end Sept
- Cancer Council NSW

In each area:

	dedicated clinic	pathology service
fasting	335	
not fasting	335	334

Research underway

- 52 applications approved
- 29 underway
- examples- full list www.45andUp.org.au
- methodological work

MBF Foundation Policy in Action Roundtable

- Key policymakers, researchers and stakeholders from a wide range of organisations
- Identifying important evidence gaps relevant to policy
- Formulate annual plan of work
 - Obesity and hospitalisation
 - “Going public”
 - Maintaining independence
 - Appropriate use of health services



End-user driven research

- *beyondblue: the national depression initiative*
- exploring the relationships between indicators of mental health problems and their correlates in the 45 and Up Study
- cancer and psychological distress

Applying to use the data

- Under review
- Two application forms: i) baseline questionnaire data; and ii) linkage and / or sub-studies
- Stage 1 preliminary review and 'in principle' approval for projects not funded OR Stage 2 full review and approval for funded projects
- Quote to be obtained prior to submitting
- Submit to 45andUp@saxinstitute.org.au
- Review by the Scientific Advisory Committee (in or out of session); outcomes within 28 days

Priorities

- Re-survey first 100,000
- Implement sub-studies
- Produce report and business case for biospecimens
- Cohort retention and tracking
- Develop follow-up materials
- Enhance data linkage studies

Practical briefing session

- 3.15 to 4.30pm this afternoon
- For people currently using or anticipating use of data from the 45 and Up Study
 - Origins and use of data
 - Indigenous health research
 - The data users group